

BAJAJ FINSERV LIQUID FUND

An open ended Liquid scheme with Relatively Low Interest Rate Risk and Moderate Credit Risk.

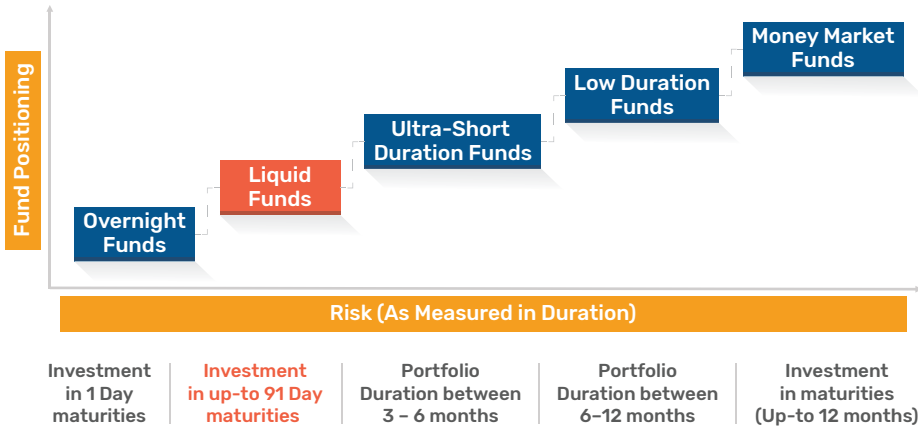
Data as on 31th July 2023

Portfolio Strategy

The fund endeavours to invest in high-rated securities for investment. Within this context, its strategic inclination lies to generate returns by tactically adjusting fund maturities within the range of 1 day to 91 days by acting on the interest rate and liquidity outlook. The fund's credit allocation approach emphasizes a strong preference for AAA-rated long-term equivalents. There may be limited allocation in AA equivalents. In such allocation, it would be restricted to high-quality issuers where there long-term rating is backed by holistic view of their cash flows, promoter quality, business with fund raising capabilities among others factors

Our prevailing market perspective is that RBI will maintain interest rates at a standstill, choosing to observe the Fed's monetary policy cycle and the potential impact of the monsoon season before undertaking any further adjustments. As a result, short-term interest rates are expected to remain within a confined range. Investors with a 1-3 month investment horizon seeking a high-quality issuer portfolio can consider this fund.

Fund Positioning



Fund Features

- Category:** Liquid Fund
- Inception Date:** 5th July 2023
- Fund Manager:** Nimesh Chandan (Chief Investment Officer) & Siddharth Chaudhary (Senior Fund Manager- Fixed Income)
- Benchmark:** Nifty Liquid Index B-I
- Minimum Investment Amount:** Rs. 1,000/- and in multiples of Re. 1/- thereafter
- SIP Frequency:** Daily , Weekly, Fortnightly, Monthly, Quarterly
- Total Expense Ratio:** Regular- 0.28%
Direct- 0.11%
- AUM (IN CR):** Month end AUM - INR 2,258.10

Risk Management Framework (RMF) Of Bajaj Finserv Mutual Fund



Exit Load

Units redeemed/switched-out within "X" days from the date of allotment	Exit load as a % of redemption proceeds
Day 1 (refer note 1 below)	0.0070%
Day 2	0.0065%
Day 3	0.0060%
Day 4	0.0055%
Day 5	0.0050%
Day 6	0.0045%
Day 7 onwards	Nil

Note 1: For the purpose of levying exit load, if subscription (application & funds) is received within cut-off time on a day, Day 1 shall be considered to be the same day, else the day after the date of allotment of units shall be considered as Day 1.

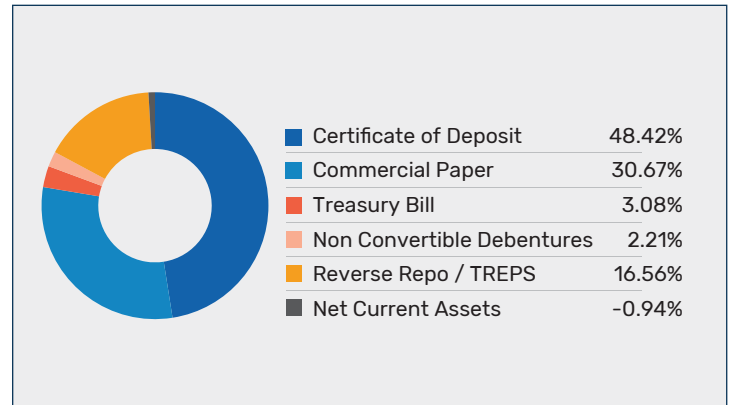
Potential Risk Class (PRC)

(Maximum risk the scheme can take)

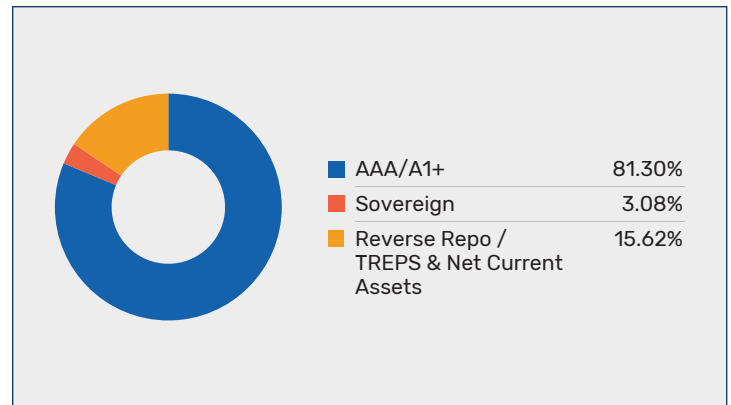
Credit Risk →	Relatively Low (Class A)	Moderate (Class B)	Relatively High (Class C)
Interest Rate Risk ↓			
Relatively Low (Class I)		B-I	
Moderate (Class II)			
Relatively High (Class III)			

B-I - A Scheme with Relatively Low Interest Rate Risk and Moderate Credit Risk

Asset Allocation



Asset Quality



Modified Duration¹
34 Days

Average Maturity²
34 Days

Macaulay duration³
34 Days

Yield to maturity⁴
6.79%

1 Modified duration is a formula that expresses the measurable change in the value of a security in response to a change in interest rates. Modified duration follows the concept that interest rates and bond prices move in opposite directions.

2 Average Maturity is the weighted average of all the residual maturities of the debt securities held in the fund. Average maturity helps to determine the average time to maturity of all the debt securities held in a portfolio and is calculated in days, months or years.

3 The Macaulay duration is the weighted average term to maturity of the cash flows from bonds. In other words, it is the weighted average number of years an investor must maintain a position in the bond until the present value of the bond's cash flows equals the amount paid for the bond.

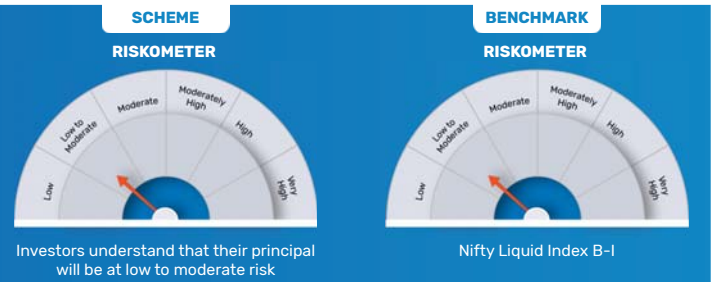
4 Yield to maturity is the total return anticipated on a bond if the bond is held until it matures. Yield to maturity is considered a long-term bond yield but it is expressed as an annual rate

PRODUCT LABEL

This product is suitable for investors who are seeking*:

- Regular income over short term.
- Investment in money market and debt instruments, with maturity up to 91 days

*Investors should consult their financial advisers if in doubt about whether the product is suitable for them.



Disclaimer

This document should not be treated as endorsement of the views/opinions or as an investment advice. This document should not be construed as a research report or a recommendation to buy or sell any security. This document alone is not sufficient and should not be used for the development or implementation of an investment strategy. The recipient should note and understand that the information provided above may not contain all the material aspects relevant for making an investment decision. The decision of the Investment Manager may not always be profitable as such decisions are based on the prevailing market conditions and the understanding of the Investment Manager. Actual market movements may vary from the anticipated trends. Neither Bajaj Finserv Mutual Fund / Bajaj Finserv Mutual Fund Trustee Limited / Bajaj Finserv Asset Management Limited nor its Directors or employees shall be liable for any damages whether direct or indirect, incidental, punitive special or consequential including lost revenue or lost profits that may arise from or in connection with the use of the information. Investors are advised to consult their own investment advisor before making any investment decision in light of their risk appetite, investment goals and horizon. This information is subject to change without any prior notice.

MUTUAL FUND INVESTMENTS ARE SUBJECT TO MARKET RISKS, READ ALL SCHEME RELATED DOCUMENTS CAREFULLY.